

Migration of Digi and Majlis Perbandaran Johor Bahru Tengah Bill Payment Service via HSBC Amanah Personal Internet Banking 'Pay a Bill' to JomPAY

Dear Valued Customer,

Effective 31 May 2018, kindly note that bill payments to Digi and Majlis Perbandaran Johor Bahru Tengah can no longer be performed via HSBC Amanah Personal Internet Banking 'Pay a Bill'.


Nevertheless, you may continue to pay Digi and Majlis Perbandaran Johor Bahru Tengah bills via JomPAY with just a few simple steps;

Step 1: Log on to HSBC Amanah Personal Internet Banking on www.hsbcamanah.com.my.

Step 2: Select "Pay Bills".
(If you have previously saved Digi or Majlis Perbandaran Johor Bahru Tengah as favourite on 'Pay a bill', please proceed to Step 7*)

Step 3: Select "Add a Bill with JomPAY".


Step 4: Key in the "Biller Code, Ref-1 and Ref-2 (if applicable)".

	Biller Code: 1234 Ref-1: 0124007552406
JomPAY online at Internet and Mobile Banking with your Current, Savings or Credit Card account	


Note that this information can be found on your bill

Step 5: Proceed to generate a Transaction Signing Code with your Security Device.



Press and hold the  button to turn on your Security Device. Then enter your **Security Device PIN**.



Once you see the **"HSBC"** welcome screen, press and hold the  button for 2 seconds until a **dash** appears on the screen.



Key in the last 8 digits of the service/beneficiary account number, then press the yellow button again to generate your **6-digit Transaction Signing Code**

Step 6: Enter your Transaction Signing Code on the website, click **"Add"** then **"Confirm"**. You have now added a new payee with JomPAY.

Step 7: Select **"Pay a bill with JomPAY"** and select the payee from the dropdown list to make your bill payment with JomPAY!

**To edit/delete existing payee list, Select 'Maintain Payee List > Payee Name > Update*